

SIMPLE & VERSATILE SOLUTIONS

Light By Lotus commercial downlight 3000K, 3500K, or 4000K. 0-10V dimmable with 3 selectable power outputs. The versatility of this light source is perfect for commercial applications including commercial, hospitality, institutional and retail.



DEEP REGRESSED GLARE-FREE DESIGN

The hidden light source is recessed into the trim providing minimal glare, and the visual effect of LED light source that is less visible when viewing the downlight from a distance.



FIELD SELECTABLE 3CCT & LUMEN OUTPUT


3000K, 3500K or 4000K

4"	500lm - 700lm - 1000lm	5/8/12W
6"	700lm - 1000lm - 1500lm	7/10/18W
8"	1000lm - 1500lm - 2000lm	10/15/22W
10"	2000lm - 2500lm - 3000lm	20/25/32W



4" 6" 8" 10" Commercial Downlights

0-10V Dimmable 3CCT color adjustable & 3 Level of Power Output



90° Beam



GLARE
FREE



Lotus LED Lights

tel. 360-200-5500

250H Street #301 Blaine, WA 98230

Hainesport NJ, Naples FL, Dallas TX, Vancouver WA

www.LotusLEDLights.com

Lotus LED Lights

tel. 604-538-3090

1080 Cliveden Ave, Unit 7 Delta BC V3M 6G6

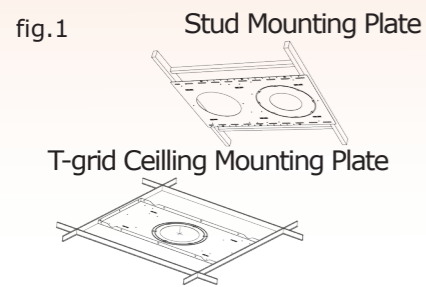
Delta BC, Mississauga ON



Easy Installation

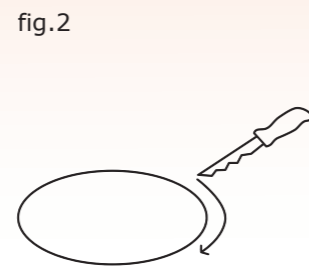
Spring loaded retention tabs and built-in LED Driver.
No housing or frame required.

► NEW CONSTRUCTION INSTALLATION

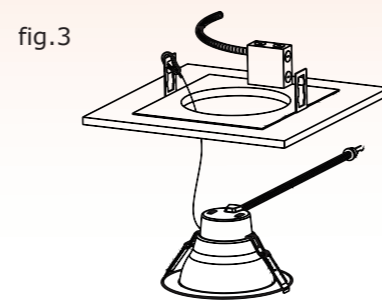


Select appropriate installation plate and mount.

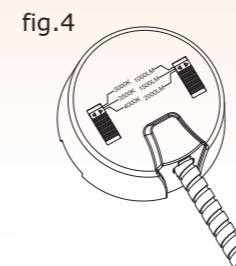
*not mandatory



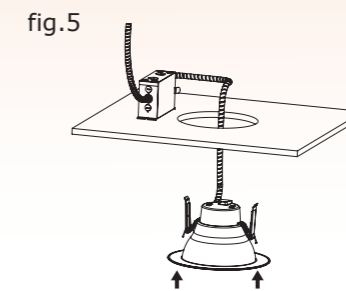
Open a hole in the ceiling according to cutout size of the fixture.



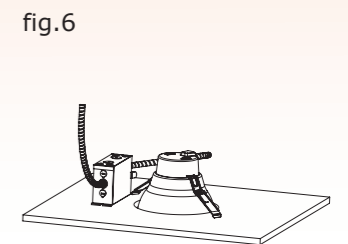
Attach safety clip and connect line voltage and 0-10V wires accordingly.



Select CCT and Lumen as desired.

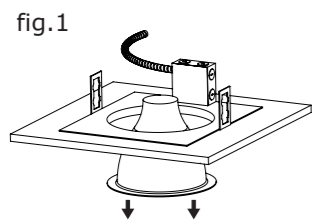


Bend back the spring clips and push fixture inside the hole.

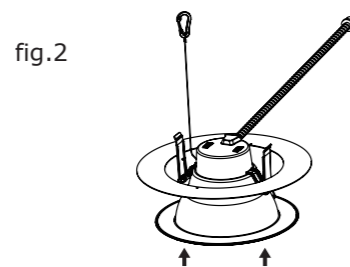


Installation completed. Switch on.

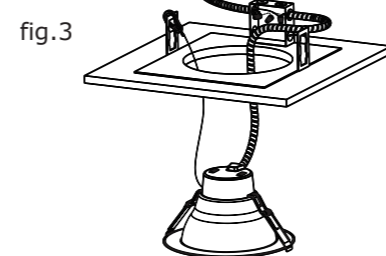
► RETROFIT INSTALLATION



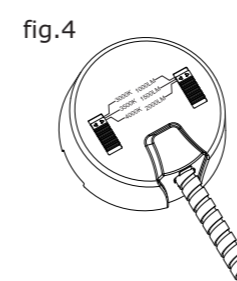
Remove previous fixture.



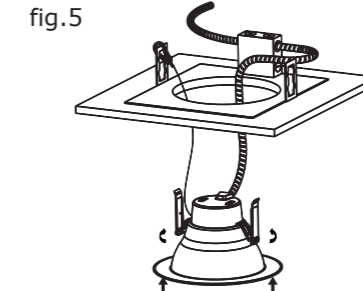
Insert goof ring if required.



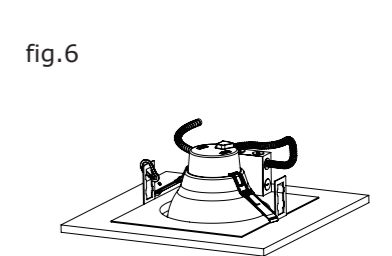
Attach safety clip and connect line voltage and 0-10V wires accordingly.



Select CCT and Lumen as desired.



Bend back the spring clips and push fixture inside the hole.



Installation completed. Switch on.

► SPECIFICATIONS

Size	Input Voltage (V)	Watt (W) Lumen Output	LPW	CCT	CRI	Life Time (Hrs)	Beam Angle (°)	0-10V Dimmable
4"- RT4	120-347V	5.5/8/12 500/700/1000	80	3000K 3500K 4000K	90	50000	90	YES
6"- RT6		7/10/18 700/1000/1500	85					
8"- RT8		10/15/22 1000/1500/2000	90					
10"- RT9.5		20/25/32 2000/2500/3000	90					

Model	Pictures	Dimensions	Finish	Description
LBL-4CGR-W			White	Goof-ring for 4"
LBL-6CGR-W			White	Goof-ring for 6"
LBL-8CGR-W			White	Goof-ring for 8"
LBL-10CGR-W			White	Goof-ring for 10"
LBL-4/6/8/10CRT-B		NA	Black	Black trim option for 4"/6"/8"/10"
LBL-4/6/8/10CRT-S		NA	Silver Grey	Silver grey trim option for 4"/6"/8"/10"
LBL-MP-C4-10-TBAR				New construction T-grid ceilings plate for 4"/6"/8"/10"
LBL-MP-C4-8-STUD				New construction plate for Stud ceiling 4"/6"/8"

Ordering Guide:

TP120-347-RT4-C-DIM-G1-ES
 TP120-347-RT6-C-DIM-G1-ES
 TP120-347-RT8-C-DIM-G1-ES
 TP120-347-RT9.5-C-DIM-G1-ES




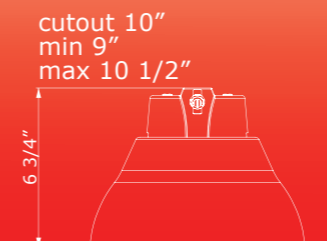
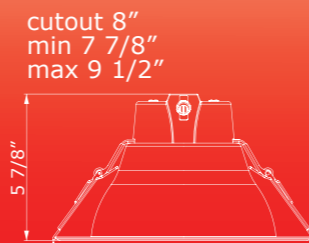
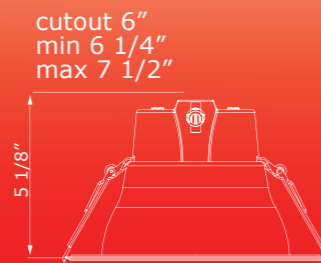

UNIVERSAL




ADJUSTABLE



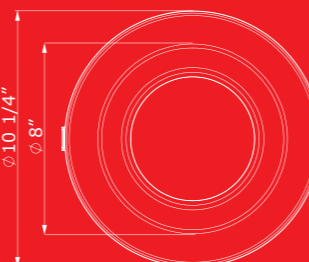
► DIMENSIONS




4"



6"



8"



10"

Lotus LED Lights USA
 tel. 360-200-5500

Mailing address: 250 H Street # 301, Blaine, WA 98230
 Warehouses
 707 E Park Ave, Hainesport, NJ 08036
 4081 Mercantile Ave, Ste A, Naples FL 34104
 12609 NE 95th St, Suite B-104, Vancouver WA 98682

Lotus LED Lights CANADA
 tel. 604-538-3090

1080 Cliveden Ave, Unit 7, Delta BC, V3M 6G6
 6540 Kestrel Rd, Unit 4, Mississauga ON L5T 2C8

toll free 1-844-24-LOTUS (1-844-245-6887) fax 1-877-561-6306
 email to send POs: orders@lotusledlights.com