

FR-LED-4-S12W-5CCT-PL

4" Round Fire Rated Ultra Slim Recessed LED 5CCT 12W

Project: _____

Location: _____

Qty: _____

Notes: _____

DESCRIPTION

4" Round Fire Rated Ultra Slim Recessed LED 5CCT 12W
With Integral Driver In Connection Box



2 HOUR FIRE RATING
Tested to comply with UL 263,
ASTM E119 & CAN ULC S101


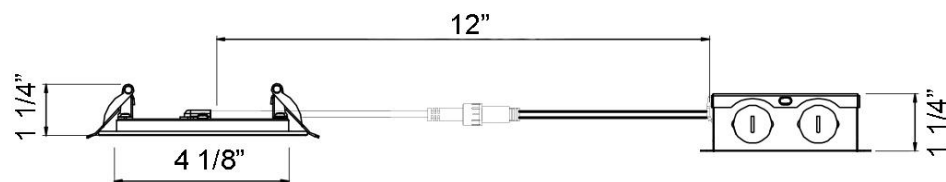
FEATURES & BENEFITS

- 2 Hour Fire Rated** without additional housing or hardware
- Heat Resistant Steel Casing** provides up to 2 Hour Fire Protection
- Heavy Duty Steel Spring Clips** for easy installation
- 1 1/4" Spring Height** for installations on 2 x 5/8" drywall
- Plenum Rated Cable** for Commercial Installations
- Type IC, Wet Location & Air-Tight** Rated
- 1/2" Thin** - Install Directly Under Ceiling Joists
- Driver Inside Connection Box** - No Junction Box Needed
- 5 CCT** User Selectable Light Colors
- CRI 90+** for True Color Rendering
- 120V Triac** Dimmable or **120-347V 0-10V** Dimmable Drivers

SPECIFICATION	
Applications	Multi-Family Residential, Basements & Commercial
Energy Used	12 W
Color Temperature (K)	2700 - 3000 - 3500 - 4000 - 5000
Light Output (lm)	710 - 770 - 820 - 820 - 800
Halogen Equivalent	75 W
Beam Angle	110°
CRI	90+
Default Driver Input & Dimming	120V AC 50/60 Hz - Triac Dimmable
Optional Driver Input & Dimming	120V-347V AC 50/60 Hz - 0-10V Dimmable
Junction Box Volume	9.69 cubic inches / Max 5 No 12 AWG or 8 No 14 AWG
Approved Location	Insulated Ceiling & Wet Locations
Cable	FT6 / CMP Plenum Rated
Air Tight & Type IC	Yes
Ambient Temperature	-4°F (-20°C) to +104°F (+40°C)
Projected Life	70% Light Output at 50,000 Hours
Certification	cETLus
Fire Rating	UL 263-2011(R2022), STM E119-20 & CAN/ULC-S101-14
Warranty	3 Year

DIMENSIONS ID 4 1/8" OD 5" Cut Out 4 1/4"

Fixture Thickness: 1/2"



ORDERING GUIDE

- | | |
|---------------------------------|-----------------------|
| | Trim |
| FR-LED-4-S12W-5CCT-PL-WH | White |
| FR-LED-4-S12W-5CCT-PL-BK | Black |

5CCT: 2700 - 3000 - 3500 - 4000 - 5000K

Stock trim - White & Black. Other Trim Colors Available By Custom Order


INSTRUCTIONS FOR PROPER ASSEMBLY

- Cut a circular opening in the gypsum ceiling such that the annular space between the ceiling membrane and the fixture does not exceed 1/8 inch.
- Ensure penetrations do not exceed 100 square inches in any 100 square feet of ceiling area. Install with a minimum separation of 4 feet between units.
- Maintain a minimum 1 inch space between the edge of the fixture and closest structural member.



ACCESSORIES

Sold Separately



[1 1/4" Flanged Rough-In Plate model # MP4-114FR](#)

[Flanged Plate with Hanger Bars model # FRP4](#)

[26" Flat Rough-In Plates model # RIP412](#)

[13" Mounting Plate Flat model # MP4-2](#)

[0-10V Driver 120-347V model HBL012-AW-10-01A-5CS](#)

[Jumper Cable 10 ft. 5 CCT Model # FR-JC-5CCT-10](#)

Lotus LED Lights USA

250 H Street # 301, Blaine WA 98230 tel 360-200-5500
Hainesport NJ, Naples FL, Vancouver WA

www.LotusLEDLights.com

mailing addresses
warehouses

Lotus LED Lights CANADA

1080 Cliveden Ave # 6, Delta BC V3M 6G6 tel 604-538-3090
Delta BC, Mississauga ON