

### Type IC, Air-Tight, Wet & Plenum



Project: \_\_\_\_\_

Location: \_\_\_\_\_

Trim Finish: \_\_\_\_\_ Qty: \_\_\_\_\_

Notes: \_\_\_\_\_

#### DESCRIPTION

Recessed 4" Square LED With Integral Driver In Connection Box.  
Commercial Grade Quality With Architectural Design.

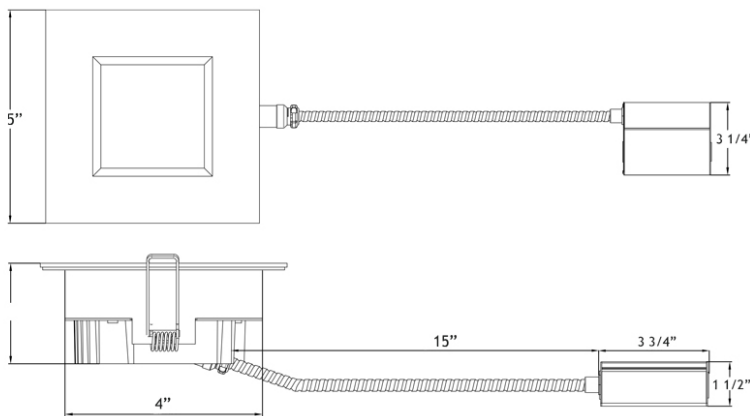
#### FEATURES & BENEFITS

- 2" Thin - Fits In Tight Ceiling Spaces
- Type IC Rated - No Housing Required
- Fast & Easy To Install - Save On Labour
- Open Plenum Rated - Suitable For Commercial Installations
- Driver Inside Connection Box - No Junction Box Needed
- CRI 90+ for True Colour Rendering
- Wet Location Approved

#### MOUNTING

Cut Hole In Ceiling And Snap Fixture In Opening With Attached Spring Clips.  
2" Above Ceiling Clearance Required. Quick connectors Included.


**DIMENSIONS** ID 4" OD 5" Square Cut Out 4" to 4 1/4"



SPECIFICATION	
Applications	Recessed Ceiling Mount
Energy Used	14.5 W
Colour Temperature	2700 K
Light Output	850 lm
Halogen Equivalent	90 W
Beam Angle	100°
CRI	90 +
Input Voltage	120V AC or 277V-347V AC
Power Factor	0.99
Dimming	TRIAC Dimmers 5% - 100%
Approved Location	Insulated Ceilings, Open Plenum, Wet
IP Rating	IP 54
Air Tight	Yes
Ambient Temperature	-40° F (-40° C) to +104° F (+40° C)
Projected Life	70% Light Output at 50,000 Hours
Certification	cULus, Energy Star, T24
<b>Warranty</b>	<b>10 Year on Residential 5 Year on Commercial Applications</b>

Driver Included

Cable Rating FT6 / CM



Available Trims

White

Black



#### COMPLIANCE



**CHARACTERISTICS**

**Body:** Durable, Die Cast Aluminum Alloy for Optimal Heat Dissipation.

**Paint:** Oil Based Spray Painted - Scratch Resistant And Smooth Finish.

**LEDs:** 48 Pieces Of Custom Packaged LM80 Epistar 2835. CRI > 90.

Guaranteed 98% Lumen Maintenance After 6,000 Hours.

Strict Binning To Ensure Consistent Light Colour.

**Driver:** 4th Generation Lotus Designed. Field Proven Since 2011.

**Connection Box:** Patented Invention By Lotus LED Lights.

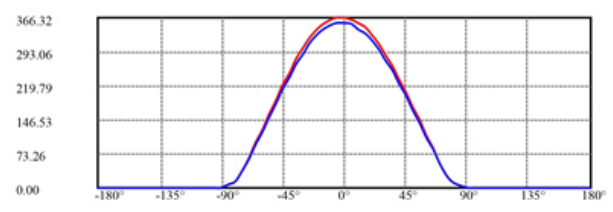
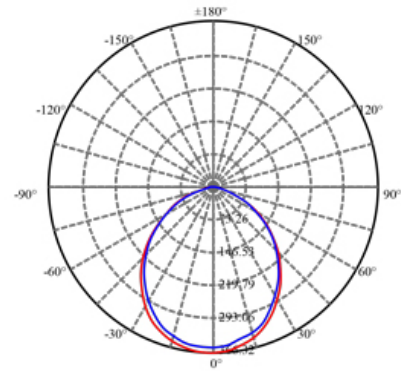
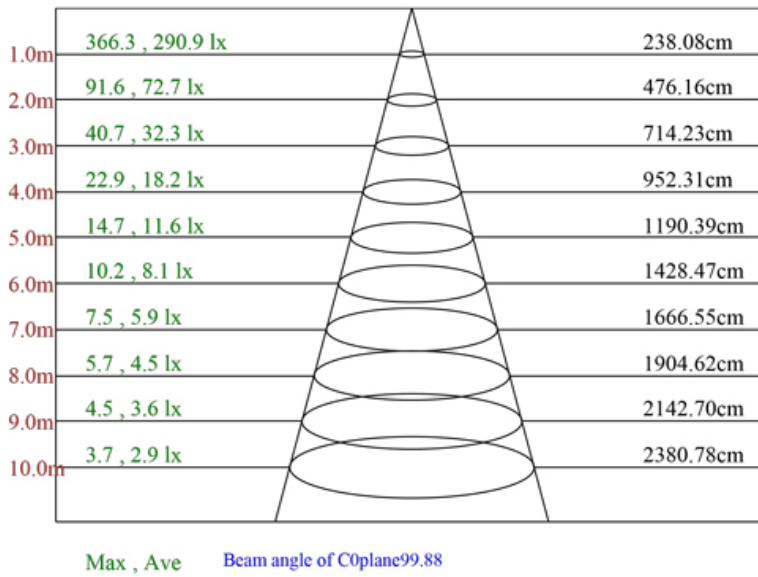
Saves Contractors Labour On Installation.

**Testing:** Every Single Driver Is Powered For Minimum 24 Hours

Together With The Fixture That It Is Shipped With. No Random Tests.

**PHOTOMETRIC DATA**

MODEL:	LL4SR-27K	LAMP FLUX:	851 LM
VOLTAGE:	120 V	LUMENS / POWER:	59 LM/W
POWER:	14.4 W	CENTRAL INTENSITY:	366 CD
PF:	0.99	BEAM ANGLE:	100 DEGREES



**ORDERING GUIDE**

Example: LL4SR - 27K - WH

LL4SR - 27K -  Trim Finish  
 WH : White  
 BK : Black

Order 277V - 347V Optional Driver Separately As cat # LLL-LD1535HR



**ACCESSORIES**



Flat Rough-In Plates - cat # RIP4



Flanged Rough-In Plates - cat # LRP4



**Warehouses**  
 Vancouver Toronto Las Vegas Naples Philadelphia Dallas Seattle Chicago Denver

tel: 1-844-24-LOTUS (56887)

fax: 1-877-561-6306

www.lotusLEDlights.com