

Type IC, Air-Tight, Wet & Plenum



Project: _____

Location: _____

Trim Finish: _____ Qty: _____

Notes: _____

DESCRIPTION

Recessed 4" Square LED With Integral Driver In Connection Box.
Commercial Grade Quality With Architectural Design.

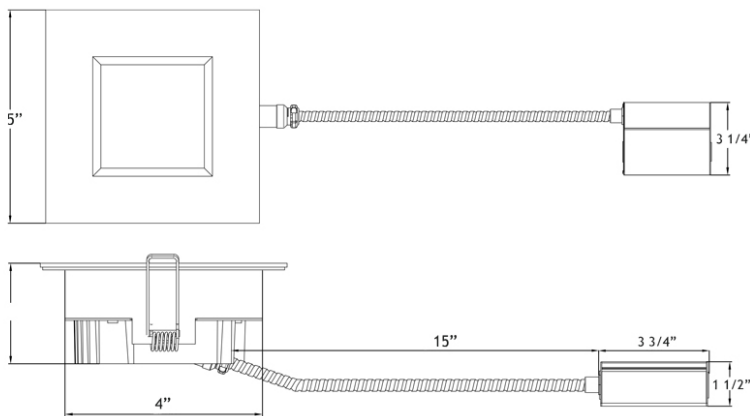
FEATURES & BENEFITS

- 2" Thin - Fits In Tight Ceiling Spaces
- Type IC Rated - No Housing Required
- Fast & Easy To Install - Save On Labour
- Open Plenum Rated - Suitable For Commercial Installations
- Driver Inside Connection Box - No Junction Box Needed
- CRI 90+ for True Colour Rendering
- Wet Location Approved

MOUNTING

Cut Hole In Ceiling And Snap Fixture In Opening With Attached Spring Clips.
2" Above Ceiling Clearance Required. Quick connectors Included.


DIMENSIONS ID 4" OD 5" Square Cut Out 4" to 4 1/4"



SPECIFICATION	
Applications	Recessed Ceiling Mount
Energy Used	14.5 W
Colour Temperature	4000 K
Light Output	950 lm
Halogen Equivalent	90 W
Beam Angle	100°
CRI	90 +
Input Voltage	120V AC or 277V-347V AC
Power Factor	0.99
Dimming	TRIAC Dimmers 5% - 100%
Approved Location	Insulated Ceilings, Open Plenum, Wet
IP Rating	IP 54
Air Tight	Yes
Ambient Temperature	-40° F (-40° C) to +104° F (+40° C)
Projected Life	70% Light Output at 50,000 Hours
Certification	cULus, Energy Star, T24
Warranty	10 Year on Residential 5 Year on Commercial Applications

Driver Included

Cable Rating FT6 / CM



Available Trims

White

Black



COMPLIANCE



CHARACTERISTICS

Body: Durable, Die Cast Aluminum Alloy for Optimal Heat Dissipation.

Paint: Oil Based Spray Painted - Scratch Resistant And Smooth Finish.

LEDs: 48 Pieces Of Custom Packaged LM80 Epistar 2835. CRI > 90.

Guaranteed 98% Lumen Maintenance After 6,000 Hours.

Strict Binning To Ensure Consistent Light Colour.

Driver: 4th Generation Lotus Designed. Field Proven Since 2011.

Connection Box: Patented Invention By Lotus LED Lights.

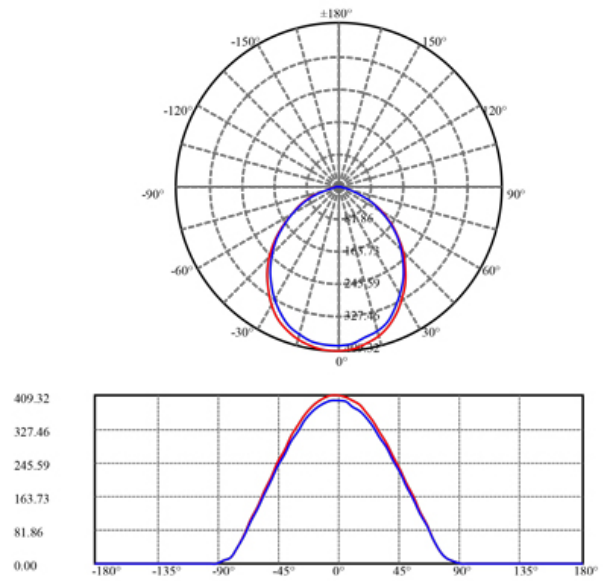
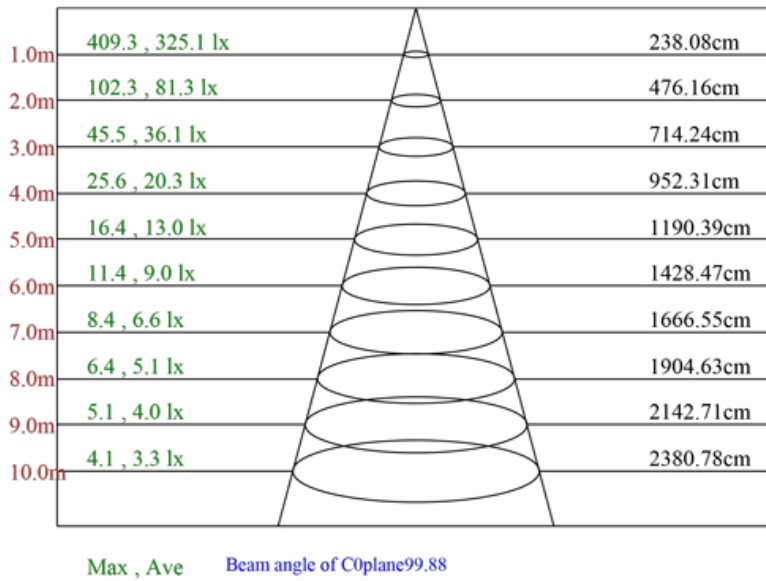
Saves Contractors Labour On Installation.

Testing: Every Single Driver Is Powered For Minimum 24 Hours

Together With The Fixture That It Is Shipped With. No Random Tests.

PHOTOMETRIC DATA

MODEL:	LL4SR-40K	LAMP FLUX:	951 LM
VOLTAGE:	120 V	LUMENS / POWER:	66 LM/W
POWER:	14.4 W	CENTRAL INTENSITY:	409 CD
PF:	0.99	BEAM ANGLE:	100 DEGREES



ORDERING GUIDE

Example: LL4SR - 40K - WH

LL4SR - 40K - Trim Finish
 WH : White
 BK : Black

Order 277V - 347V Optional Driver Separately As cat # LLL-LD1535HR



ACCESSORIES



Flat Rough-In Plates - cat # RIP4



Flanged Rough-In Plates - cat # LRP4



Warehouses
 Vancouver Toronto Las Vegas Naples Philadelphia Dallas Seattle Chicago Denver

tel: 1-844-24-LOTUS (56887)

fax: 1-877-561-6306

www.lotusLEDlights.com