

Type IC & Air-Tight



Project: _____

Location: _____

Trim Finish: _____ Qty: _____

Notes: _____

DESCRIPTION

Recessed 4" Round LED With Integral Driver In Connection Box.
Fits Where No Other Recessed Fixture Can.

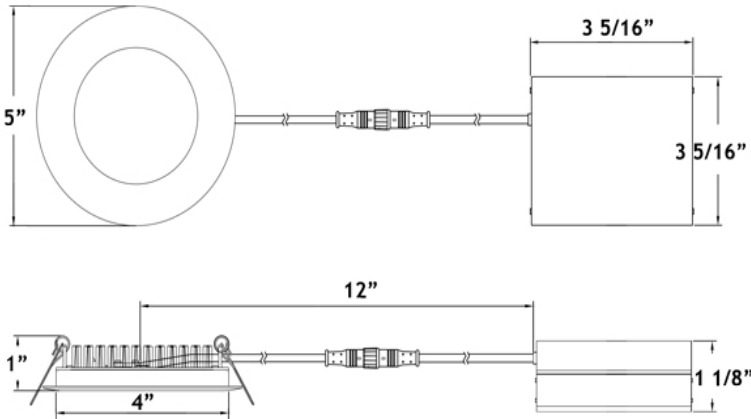
FEATURES & BENEFITS

- 1" Thin - High Performance 30% Brighter Than The 1/2" Model
- Type IC Rated - No Housing Required
- Fast & Easy To Install - Save On Labour
- Driver Inside Connection Box - No Junction Box Needed

MOUNTING

Cut Hole In Ceiling And Snap Fixture In Opening With Attached Spring Clips.
2" Above Ceiling Clearance Required For Driver.

DIMENSIONS ID 4" OD 5" Cut Out 4 1/8" to 4 1/4"



SPECIFICATION	
Applications	Recessed Ceiling Mount
Energy Used	12 W
Colour Temperature	4100 K
Light Output	800 lm
Halogen Equivalent	65 W
Beam Angle	110°
CRI	84
Driver Input	120V AC or 277V-347V AC
Power Factor	0.98
Dimming	TRIAC Dimmers 10% - 100%
Approved Location	Insulated Ceiling & Damp Locations
Air Tight	Yes
Ambient Temperature	-40° F (-40° C) to +104° F (+40° C)
Projected Life	70% Light Output at 50,000 Hours
Certification	cULus, Energy Star
Warranty	10 Year on Residential 5 Year on Commercial Applications

Driver Included

Cable Rating FT4 / CM



Trim Options



White

Black

Brushed Nickel

COMPLIANCE



CHARACTERISTICS

Body: Durable, Die Cast Aluminum Alloy for Optimal Heat Dissipation.

Paint: Oil Based Spray Painted - Scratch Resistant And Smooth Finish.

LEDs: 110 Pieces Of Custom Packaged LM80 Epistar 3014.

Guaranteed 98% Lumen Maintenance After 6,000 Hours.

Strict Binning To Ensure Consistent Light Colour.

Driver: 4th Generation Lotus Designed. Field Proven Since 2011.

Connection Box: Patented Invention By Lotus LED Lights.

Saves Contractors Labour On Installation.

Testing: Every Single Driver Is Powered For Minimum 24 Hours Together With The Fixture That It Is Shipped With. No Random Tests.

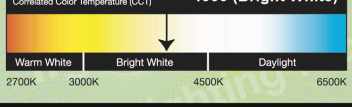
LOTUS LED Lights

LED lighting facts
A Program of the U.S. DOE

Light Output (Lumens)	800
Watts	12.5
Lumens per Watt (Efficacy)	64

Color Accuracy
Color Rendering Index (CRI) **80**

Light Color
Correlated Color Temperature (CCT) **4000 (Bright White)**




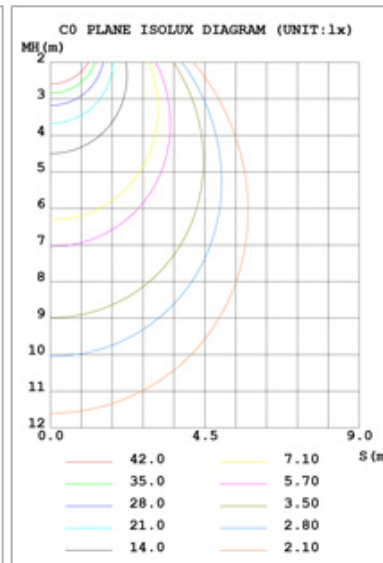
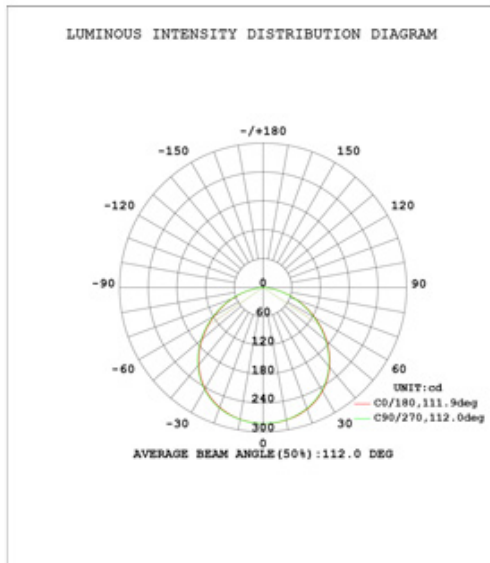
All results are according to IESNA LM-79-2008: Approved Method for the Electrical and Photometric Testing of Solid-State Lighting. The U.S. Department of Energy (DOE) verifies product test data and results.

Visit www.lightingfacts.com for the Label Reference Guide.

Registration Number: K53C-GAUCNT (3/30/2016)
Model Number: LY41RCD 41K
Type: Luminaire - Downlight

PHOTOMETRIC DATA

Test: U:120.1V I:0.1053A P:12.49W PF:0.9873 Lamp Flux:802.618x1 lm		Eff: 64.28 lm/W	
MODEL	LY41RCD 41K	I_{max} (cd)	282.7
NOMINAL POWER (W)	0	LOR (%)	100.0
RATED VOLTAGE (V)	120	TOTAL FLUX (lm)	802.62
NOMINAL FLUX (lm)	802.618	CIE CLASS	DIRECT
LAMPS INSIDE	1	η up (%)	0.0
TEST VOLTAGE (V)	120	η down (%)	100.0



ORDERING GUIDE

Example: LY41RCD / 41K / WH

LY41RCD / 41K / Trim Finish

WH : White





BK : Black

BN : Brushed Nickel

Order 277V - 347V Optional Driver Separately As cat # LLL-LD1535H



ACCESSORIES

-  Low Voltage Extension Cables
6ft - cat # EXC6, 20ft - cat # EXC20
Max 40 ft Allowed. FT4 / CM rated
-  Flat Rough-In Plates - cat # RIP4
-  Flanged Rough-In Plate - cat # LRP4
-  Goof Ring OD 5 3/4"
White - cat # GR4 Black - cat # GR4-BK



Warehouses

Vancouver Toronto Las Vegas Naples Philadelphia Dallas Seattle Chicago Denver

tel: 1-844-24-LOTUS (56887)

fax: 1-877-561-6306

www.lotusLEDlights.com